

PERTRONIC INDUSTRIES LTD

INSTALLATION NOTE Remote Vibrating Alarm System



Instruction for Connecting Battery Leads



Figure 1: Top Cover

1. Remove the four screws from the unit.
2. Remove the top cover.




Figure 2: Inside the Case

3. Insert the battery provided as illustrated below in Figure 3.




Figure 3: Battery Ready for Connecting

4. Connect the battery leads as show in Figure 4.




Figure 4: Battery Connected

NOTE

Battery connection procedure is the same for both Master and Slave Remote Vibrating Units.