

Network Control Unit

Head Office

Wellington

PO Box 35-063
Naenae
Lower Hutt 5041
17 Eastern Hutt Rd
Wingate
Lower Hutt 5019
Tel (04) 567-3229
Fax (04) 567-3644

www.pertronic.co.nz

sales@pertronic.co.nz
tech@pertronic.co.nz

Auckland Office

PO Box 15-867
New Lynn 0640
359 Onehunga Mall
Onehunga
Auckland
Tel (09) 633-0226
Fax (09) 633-0228



ISO 9001: 2000


International Standards
Certifications
QAC/R61/0051

Product Overview:

The **Network Control Unit (NCU)** allows remote display of messages from a **Pertronic** Analogue Addressable panel **Network**.

The **Network Control Unit** allows full and direct control and interrogation of any individual panel on the network by communicating directly with the control panel and mimicking that panel's display. It can monitor or control all of the control panels across the entire network site by performing the same functions as the individual control panel keyboard-displays.

Each **Network Control Unit** must be connected to a dedicated network card (**NETCD-NCU**) and will operate in 'Full Duplex' mode. The **NCU** can operate as a stand-alone display unit remotely from the panel or it can replace the panel display and be mounted within the panel itself.



Features:

- Large graphics LCD display with backlighting.
- Three LEDs to indicate 'Fire', 'Defect' and 'Normal' status.
- Three Network status LEDs to indicate 'Fire', 'Defect' and 'Normal' status of remote network panels.
- Local buzzer with external buzzer output.
- Low Power consumption.

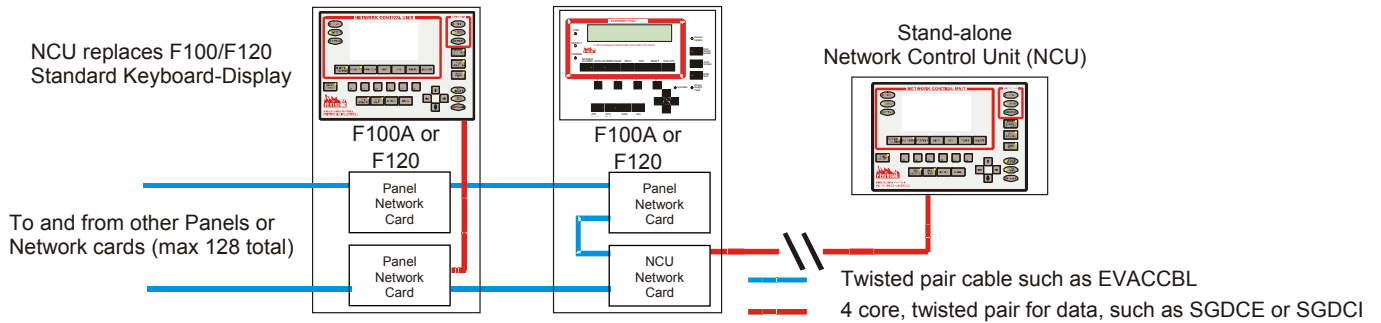
Door Open access:

- 'Silence Alarms' switch: cancels the sounder circuits across the entire network.
- 'Evacuate' switch: operates the 'Sounder' (Bells) circuits across the entire network.
- 'Previous' switch: used to navigate forwards through current event queues.
- 'Next' switch: used to navigate backwards through current event queues.
- 'ACK' switch: Alarm and operation acknowledge facility.
- 'Reset' switch: resets the displayed device in alarm after an activation.
- 'Isolate' switch: isolates and de-isolates loop devices from the 'Alarm', 'Defect' or 'Isolate' queues.
- 'Door Holder' and 'Auxiliary Isolate' pushbuttons with indicators, for network wide isolation or de-isolation of dedicated outputs.
- 'Walk Test' pushbutton with indicator, for use in direct communication with a control panel.
- 'ATS Isolate' and 'ATS Test' pushbuttons, for isolation of the monitoring service.

Specifications:

Dimensions:	H x W x D mm	232 x 375 x 50
Power Supply:	Quiescent:	15mA @ 27Vdc
	Alarm:	37mA @ 27Vdc
Communications:	RS-485 Serial Link	
	+	+24Vdc
	-	0V
	A	Data 'A' Leg
	B	Data 'B' Leg

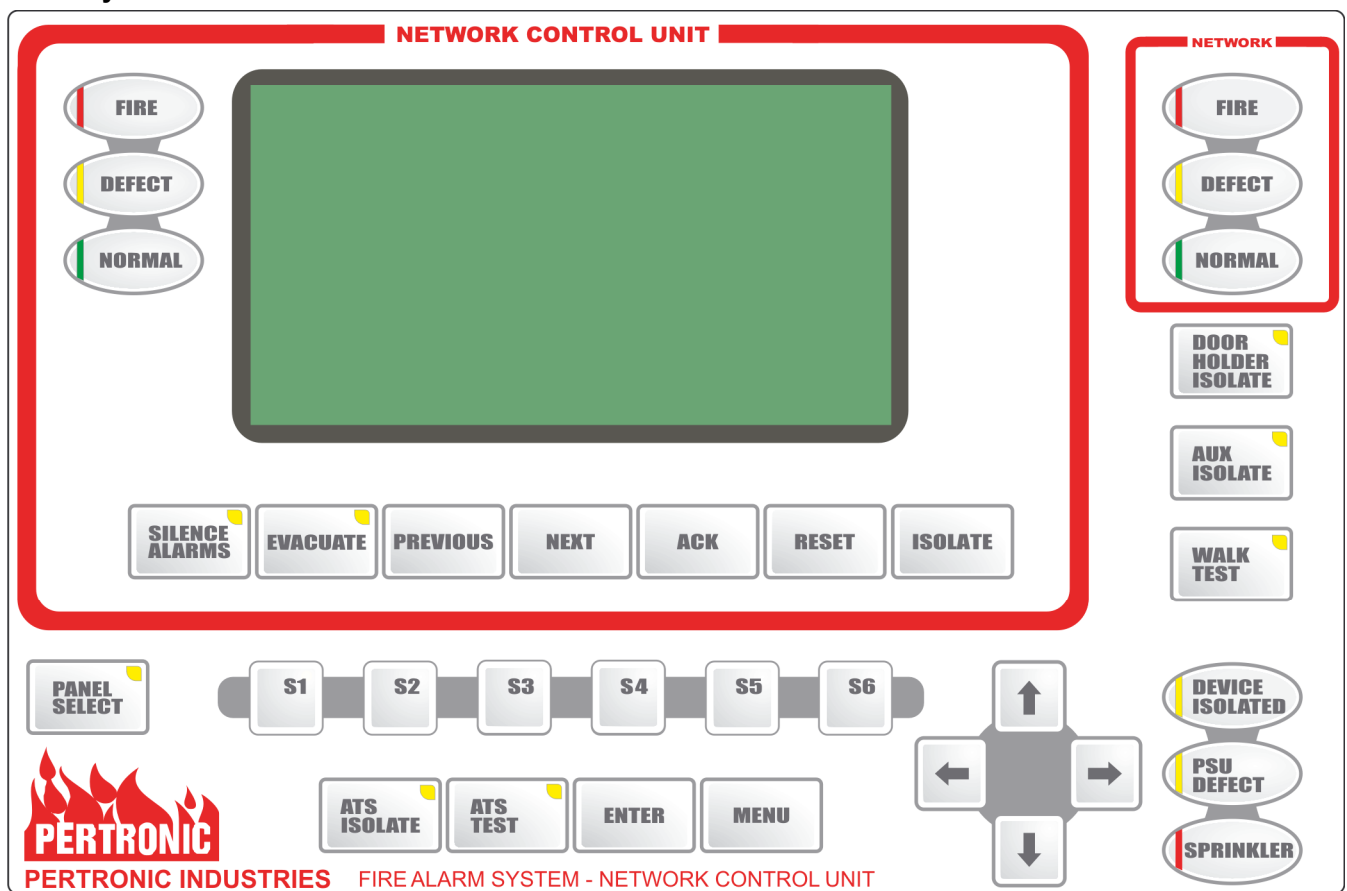
Connection Diagram:



Installation/Commissioning

- Wire SGD Cable (DC Supply and RS-485 twisted pair) from the Network Card to the Network Control Unit connector K1.
- Connect a 470Ω resistor across the A and B terminals of K2 to provide End-of-Line termination on the NCU.
- Set address links - the only valid Address is 1 (jumper fitted at J1, pin 1).
- Configure the network using the Network Utility.

PCB Layout



Product Codes:

Product Description	Code
Network Control Unit	NETCUNZ
Network Display Unit	NETDU
Network Card – Panel or Network LED Mimic	NETCARD
Network Card – Supervisory (for NDU, NCU, Graphics System or pager)	NETCD-NCU
SGD Cable Internal: Twisted Pair @ 0.5mm ² ; 2 Core @ 0.8mm ² ; 250m Drum	SGDCI
SGD Cable External: Twisted Pair @ 0.5mm ² ; 2 Core @ 1.13mm ² ; 500m Drum	SGDCE
SGD Cable Internal (Fire Rated): Twisted Pair @ 16/0.2mm ² ; 2 Core @ 16/0.2mm ² ; 100m Drum	SGDCIFR

PERTRONIC INDUSTRIES LTD

Head Office:

17 Eastern Hutt Rd, Wingate, Lower Hutt 5019
Telephone (04) 567-3229 Fax (04) 567-3644

www.pertronic.co.nz

sales@pertronic.co.nz
tech@pertronic.co.nz

Auckland Office:

359 Onehunga Mall, Onehunga, Auckland
Tel (09) 633-0226 Fax (09) 633-0228

'Pertronic' and 'Firetronix' are registered trademarks of Pertronic Industries Ltd